

HIGH LEVEL BOM					
ITEM	DESCRIPTION	MAKE	MODEL	SIZE	MATERIAL
1	BLOCK VALVE				
2	CONTROL VALVE				
3	TRAP				
4	BUNDLE				
5	CONTROL PANEL				
6	RELIEF VALVE				

LOW LEVEL BOM		
ITEM	DESCRIPTION	INCLUDED (Y/N)
7	ASSEMBLED TRAP SET	
8	GAUGE AND VACUUM BREAKER SET	
9	RECIRC PUMP SET	
10	DUMP VALVE	
11	RTD	
12	INLET STRAINER	

NOTES:
 -NOT FOR CONSTRUCTION
 -FOR REFERENCE ONLY
 -VALVES AND PIPING FOR DISPLAY PURPOSES AND SUBJECT OT CHANGE
 -TRAP SET ORIENTATION SUBJECT TO CHANGE
 -HEX ORIENTATION SUBJECT TO CHANGE
 -SPACING AND DIMENSIONS SUBJECT TO CHANGE

REV. NO: DESCRIPTION: DATE: BY:

ENGINEER:

PROJECT:
 SS MEGAHEAT HEX

CLIENT/CUSTOMER:
 -

PAGE DESCRIPTION:
 SIMPLIFIED HEX ASSEMBLY

MODEL #:
 MH-06-304-150

WORK ORDER #:
 -

SCALE: 1:16 DWG SIZE: B SHEET: 1 OF 2

DRAWN BY: STEVEN DONDRS DATE: 20/05/20
 APPROVED BY: - DATE: -



Custom Steam Solutions Inc

Your Steam System Integrators

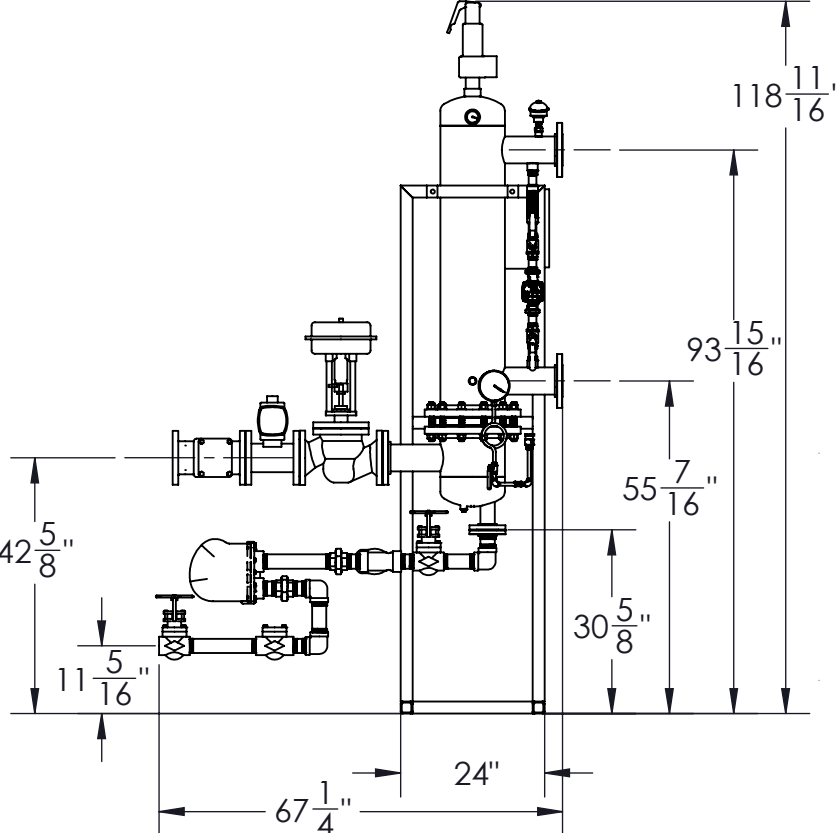
ESTIMATED DRY WEIGHT:
 - LBS

PROPRIETARY AND CONFIDENTIAL
 THIS DOCUMENT CONTAINS PRIVILEGED AND CONFIDENTIAL PROPERTY OF CUSTOM STEAM SOLUTIONS INC. ANY DISCLOSURE OR REPRODUCTION IN PART OR AS A WHOLE WITHOUT THE WRITTEN PERMISSION OF CUSTOM STEAM SOLUTIONS INC. IS PROHIBITED.

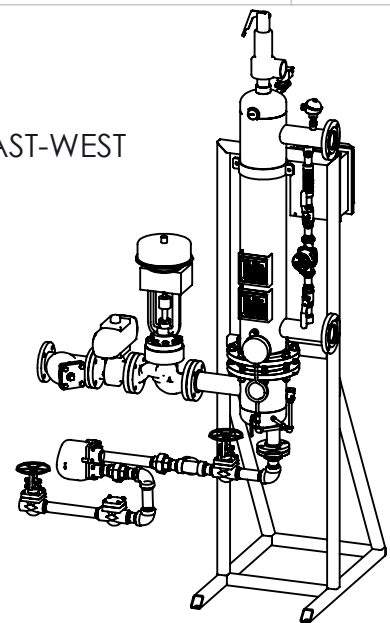
DRAWING #: 187-C002 REV #: 00

Design and Operating Conditions			
Service Fluid #1	Water		
	Pressure	Temperature	Flow Rate
Design	150 PSI	450°F (185°C)	N/A
Operating Inlet			
Operating Outlet	N/A		
Service Fluid #2	Steam		
	Pressure	Temperature	Flow Rate
Design	150 PSI	450°F (185°C)	N/A
Operating Inlet			
Operating Outlet	N/A		
Piping Material			
Steam Side	Carbon steel Sch. 40		
Condensate Side	Carbon steel Sch. 80		
Water Side	Stainless steel Sch. 10s		

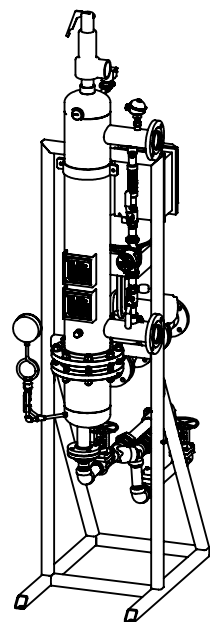
Nozzle Connection Table			
Conn.	Size	Type	Description
N1	ø 4"	NPT - Stainless steel	Steam Inlet
N2	ø 2"	NPT - Stainless steel	Condensate Outlet
N3	ø 4"	ANSI 150# - Stainless steel	Cold Water Inlet
N4	ø 4"	ANSI 150# - Stainless steel	Hot Water outlet
N5	ø 2-1/2"	NPT - Bronze	Safety Relief Valve Outlet
N6	ø 1/2"	NPT - Stainless steel	Dump Valve



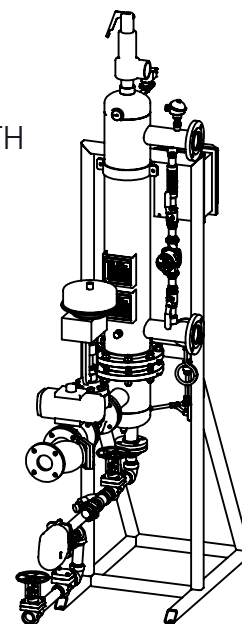
EAST-WEST



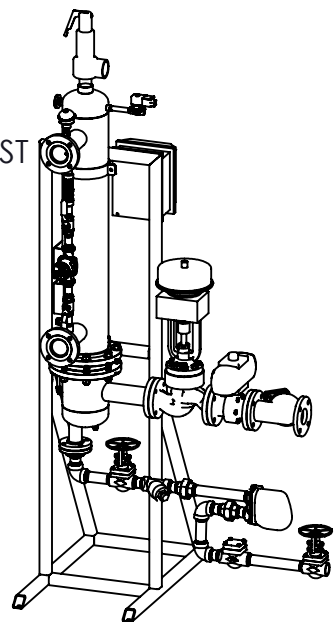
EAST-NORTH



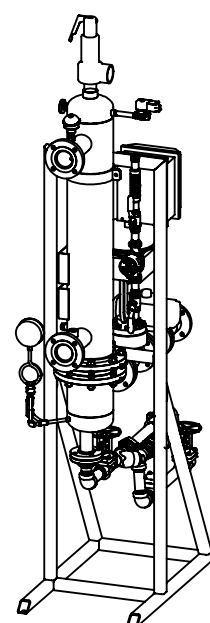
EAST-SOUTH



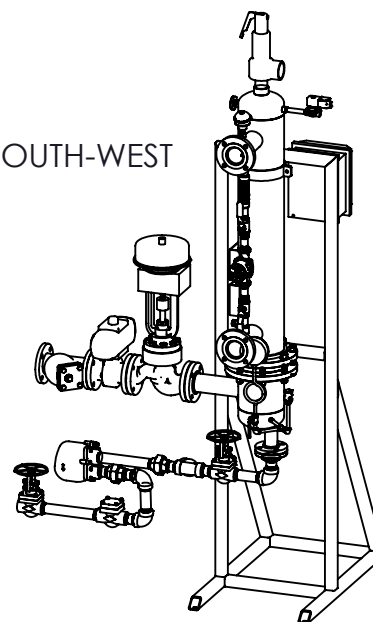
SOUTH-EAST



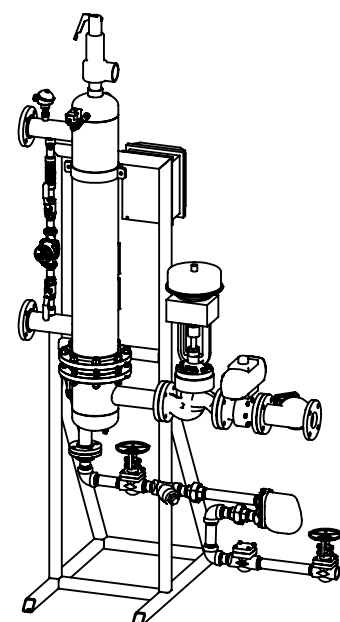
SOUTH-NORTH



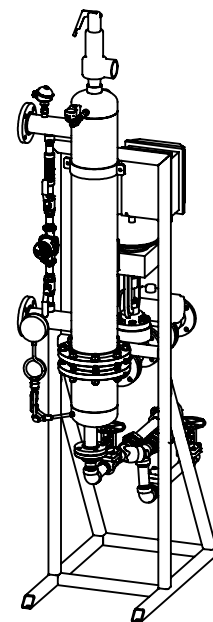
SOUTH-WEST



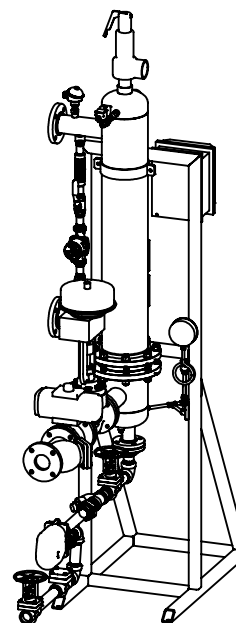
WEST-EAST



WEST-NORTH



WEST-SOUTH



NOTES:
 -NOT FOR CONSTRUCTION
 -FOR REFERENCE ONLY
 -VALVES AND PIPING FOR DISPLAY PURPOSES AND SUBJECT OF CHANGE
 -TRAP SET ORIENTATION SUBJECT TO CHANGE
 -HEX ORIENTATION SUBJECT TO CHANGE
 -SPACING AND DIMENSIONS SUBJECT TO CHANGE

-	-	-	-
-	-	-	-
-	-	-	-
-	-	-	-

REV. NO: DESCRIPTION: DATE: BY:

ENGINEER:

PROJECT:
 SS MEGAHEAT HEX

CLIENT/CUSTOMER:
 -

PAGE DESCRIPTION:
 MEGAHEAT ORIENTATIONS

MODEL #:
 MH-SS-06-304-150

WORK ORDER #:
 -

SCALE: 1:36 **DWG SIZE:** B **SHEET:** 2 OF 2

DRAWN BY: STEVEN DONDRS **DATE:** 20/05/20
APPROVED BY: - **DATE:** -



Custom Steam Solutions Inc
 Your Steam System Integrators

ESTIMATED DRY WEIGHT:
 - LBS

PROPRIETARY AND CONFIDENTIAL
 THIS DOCUMENT CONTAINS PRIVILEGED AND CONFIDENTIAL PROPERTY OF CUSTOM STEAM SOLUTIONS INC. ANY DISCLOSURE OR REPRODUCTION IN PART OR AS A WHOLE WITHOUT THE WRITTEN PERMISSION OF CUSTOM STEAM SOLUTIONS INC. IS PROHIBITED.