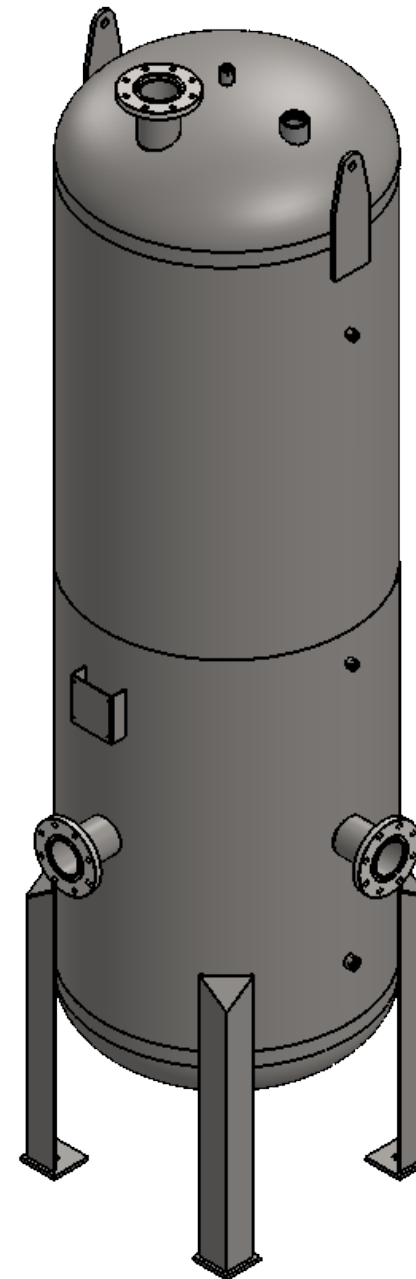
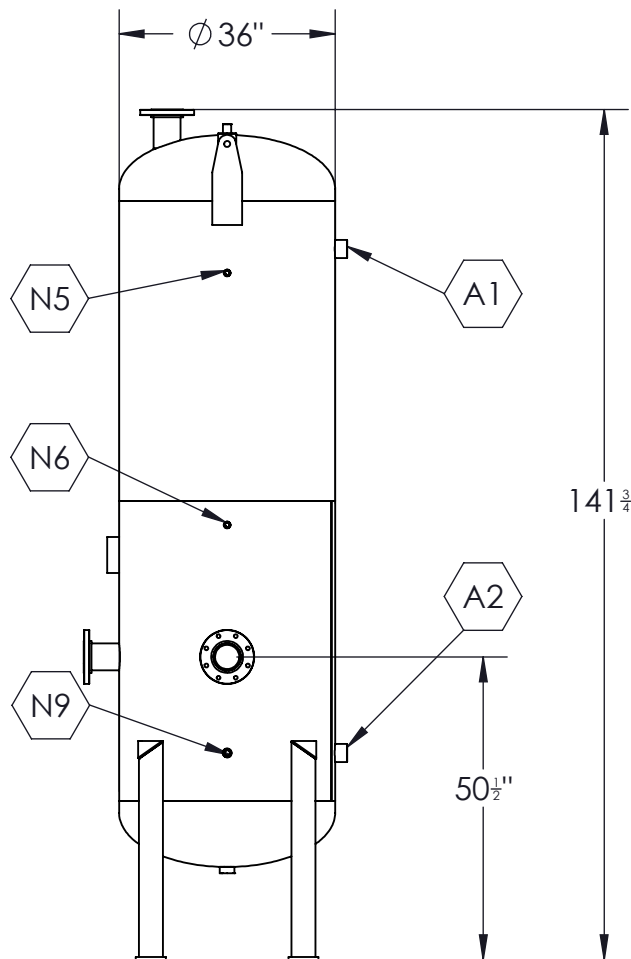
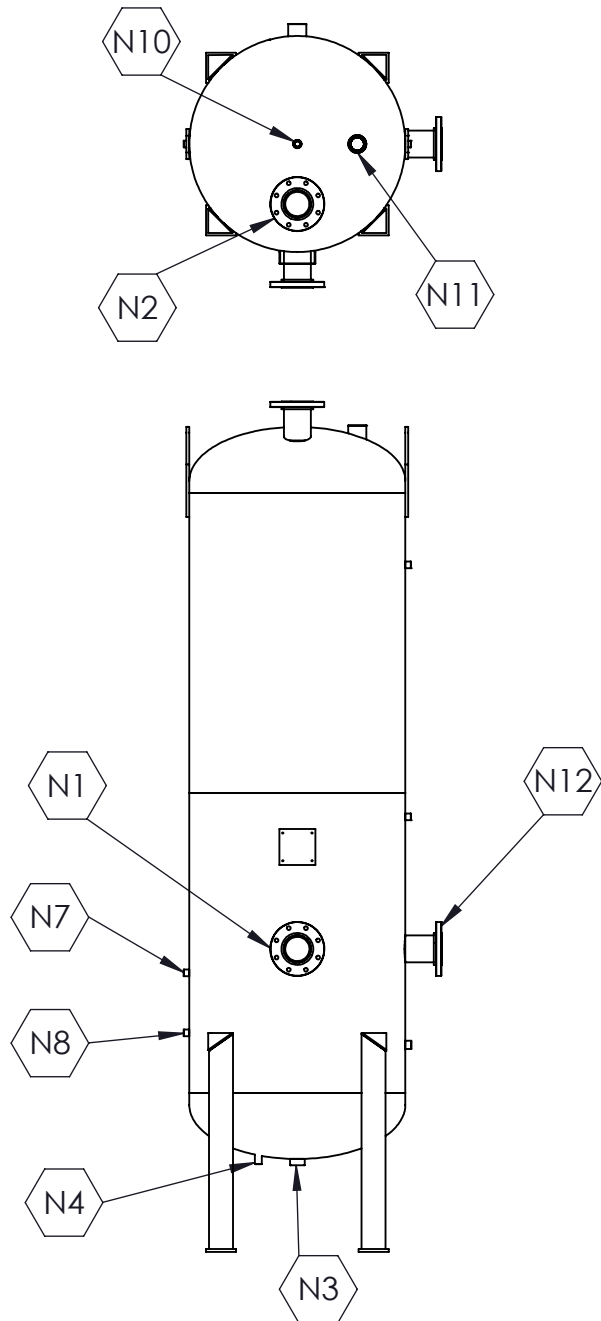


D

C

B

A



NOTES:

-	-	-	-
-	-	-	-
-	-	-	-
-	-	-	-

01	CONNECTION LOCATIONS	10/02/20	SD
REV. NO.:	DESCRIPTION:	DATE:	BY:

ENGINEER:

PROJECT:
500G TALL BUFFER TANK

CLIENT/CUSTOMER:
STOCK

PAGE DESCRIPTION:
CONNECTION & OPERATING INFO

MODEL #:
CMS-HWT-500T-304SS

WORK ORDER #:
-

SCALE: 1:32 DWG SIZE: **B** SHEET: 1 OF 1

DRAWN BY: STEVEN DONDRS DATE: **23/07/19**

APPROVED BY: - DATE: -



CMS INCORP

ESTIMATED DRY WEIGHT:
1207.58 - LBS

PROPRIETARY AND CONFIDENTIAL
THIS DOCUMENT CONTAINS PRIVILEGED AND CONFIDENTIAL PROPERTY OF CUSTOM MANUFACTURED SYSTEMS INC. ANY DISCLOSURE OR REPRODUCTION IN PART OR AS A WHOLE WITHOUT THE WRITTEN PERMISSION OF CUSTOM MANUFACTURED SYSTEMS INC. IS PROHIBITED.

DRAWING #: **152-C001** REV #: **01**

NOZZLE CONNECTION TABLE

CONN.	SIZE	TYPE	DESCRIPTION
N1	$\phi 4''$	ANSI 150# - 304 SS	INLET
N2	$\phi 4''$	ANSI 150# - 304 SS	OUTLET
N3	$\phi 1-1/2''$	NPT - 304 SS	DRAIN
N4	$\phi 1/2''$	NPT - 304 SS	PRESSURE GAUGE
N5	$\phi 1/2''$	NPT - 304 SS	SIGHT GLASS
N6	$\phi 1/2''$	NPT - 304 SS	SIGHT GLASS
N7	$\phi 1/2''$	NPT - 304 SS	TEMPERATURE SENSING
N8	$\phi 1/2''$	NPT - 304 SS	TEMPERATURE GAUGE
N9	$\phi 3/4''$	NPT - 304 SS	CONDUCTIVITY SENSOR
N10	$\phi 3/4''$	NPT - 304 SS	VENT (USUALLY PLUGGED)
N11	$\phi 2''$	NPT - 304 SS	T&P RELIEF VALVE
N12	$\phi 4''$	ANSI 150# - 304 SS	SPARE
A1	$\phi 2''$	NPT - 304 SS	INSPECTION
A2	$\phi 2''$	NPT - 304 SS	INSPECTION

DESIGN CODE	ASME SECTION VIII-1, 2017	INTERNAL DESIGN	150 PSIG @450°F	WPS	TBA
PIPE CODE	N/A	EXTERNAL DESIGN	15 PSIG @450°F	PWHT	EXEMPT PER UHA-32-3
CODE STAMP	CRN VESSEL	MDMT	-20°F	WEIGHT DRY	1241.28LB
CRN NUMBER	R5807.5	HYDROTEST PRESSURE	218 PSIG	WEIGHT OPERATING	5503.78 LB
WIND CODE	N/A	CORROSION ALLOWANCE	0	VOLUME	500 US GAL
SEISMIC CODE	NBC CANADA	RT	NONE (UW-11 (C) TYPE 1)	INTERNAL FINISH	NONE
IMPACT TEST	EXEMPT PER UHA-51	MT/PT	NONE	EXTERNAL FINISH	BEAD BLAST